

Optima

The real Cappuccino in less than 30 seconds

OPTIMA ULTRA



OPTIMA SOFT PLUS



OPTIMA SOFT



IDEAL FOR

VIP lounge and premium self-service

High volume production self-service and multitasking operator

Multitasking operator or self-service canteens





BENEFITS

Wide menu in one touch also featuring foamed cold milk

Affordable flexibility with high quality

Top performance at entry level price

COLOURS

 NEW	 NEW	 NEW	 NEW	 NEW	 NEW	 NEW	 NEW	 NEW
Matte	Matte	Pearl	Matte	Matte	Pearl	Matte	Matte	Pearl
								
Gloss	Gloss		Gloss	Gloss		Gloss	Gloss	

AVERAGE DAILY PRODUCTION

400 cups

400 cups

400 cups

TECHNOLOGIES



Espresso group

Metal group with variable chamber for optimized extraction performance

Machines
All



CARImilk dynamic

Tailored milk foam through electronic control interface

Machines
Optima Ultra



Grinders

Fastest in its class: 8 g in 2 sec

Machines
All



CARImilk static

Steady performance thanks to milk management valve

Machines
Optima Soft, Optima Soft Plus



CARicare

Business Intelligence portal to reduce Total Cost of Ownership

Machines
Optima Ultra, Optima Soft Plus

Optima

The real Cappuccino
in less than 30 seconds

TECHNICAL DATA

	Optima Ultra	Optima Soft Plus	Optima Soft
Dimensions (WxHxD)	324x814x560 mm	324x814x560 mm	324x814x560 mm
Weight	48 kg	48 kg	48 kg
Spout clearance	95 - 195 mm	95 - 195 mm	95 - 195 mm
Bean hoppers	Up to 2 x 1,3 kg	Up to 2 x 1,3 kg	Up to 2 x 1,3 kg
Instant canisters	-	-	-
Grinders	Flat steel burr Ø64	Flat steel burr Ø64	Flat steel burr Ø64
Waste bucket capacity	60	60	60
Coffee boiler capacity	1 l	1 l	1 l
Steam boiler capacity	1,8 l	1,8 l	1,8 l
Group capacity	8 ÷ 16 g	8 ÷ 16 g	8 ÷ 16 g
Water connection	Mains	Mains	Mains
User interface	10" touch screen	7" touch screen	8+2 buttons + 4,3" TFT display
Voltage	200 V 50/60 Hz 220 - 240 V 50/60 Hz 400 V 50/60 Hz	200 V 50/60 Hz 220 - 240 V 50/60 Hz 400 V 50/60 Hz	200 V 50/60 Hz 220 - 240 V 50/60 Hz 400 V 50/60 Hz
Watts	3700 W ÷ 5900 W depending on version	3700 W ÷ 5900 W depending on version	3700 W ÷ 5900 W depending on version
Communication protocol	MDB, Executive	MDB, Executive	MDB, Executive
Versions*	ES; ES+FM	ES; ES+FM	ES; ES+FM

AVAILABLE ACCESSORIES

	Optima Ultra	Optima Soft Plus	Optima Soft
Fridge	Fridge Ultra, Fridge Plus, Fridge S	Fridge Plus, Fridge S	Fridge Plus, Fridge S
Cup warmer	Cup Warmer Plus, CW-S	Cup Warmer Plus, CW-S	Cup Warmer Plus, CW-S
Others	Instant Unit	Instant Unit	Instant Unit

* ES - Coffee made with an Espresso Brewer (high pressure)
FB - Coffee made with a FreshBrew Brewer (low pressure)

FM - Fresh milk management included with automatic cappuccinatore or with steam wand

IN - Possibility to dispense drinks made with powders product